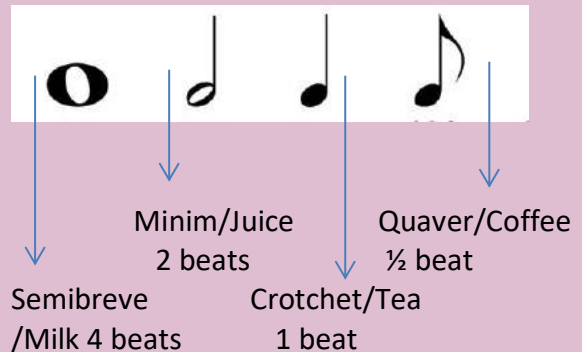



LEARN SHEET: End of Year Assessment

<u>Rhythm</u>	A pattern of notes of different lengths
Tempo	The speed of the music
Pulse	The beat within a piece of music
Crotchet	A note lasting 1 beat
Quaver	A note lasting $\frac{1}{2}$ beat
Minim	A note lasting 2 beats
Semibreve	A note lasting 4 beats
Compose	To make a new piece of music
<u>Musical Elements</u>	
Dynamics	Volume, loud and quiet
Tempo	Speed
Pitch	High and low
Texture	How many people playing, thick (lots) or thin (few).
Melody	Tune
<u>Ukulele</u>	
Chord	At least 3 notes played all at once.
Fret	The wooden markers on the neck to show where the notes are.
Sound hole	The hole at the front of the ukulele where sound comes out.
<u>Singing</u>	
Articulation	Making sure every word is clear.
Project	Pushing the air out and opening my mouth so that words can be heard.
Posture	The correct standing position for singing.
Support	Take in enough breath to support the notes.

Note names and lengths






Keyboard Layout

C is to the left of the 2 black keys:


Space Notes



The **Staff**= The musical lines which show pitch.

I remember each space because it spells **FACE**

Line Notes



I remember each line with this little rhyme: Every Good Boy Deserves Football



PERFORM: to play or sing to an audience



COMPOSE: to write an original piece of music



ENSEMBLE: a band or group.